

How To Get More from Your Debit Card— MECU Purchase Rewards

1. Visit **Purchase Rewards** in MECU Online or Mobile Banking.

Log in to Online Banking or Mobile Banking to view current Purchase Reward offers from the types of places you like to shop.

2. Click on offers to activate.

Go to "My Accounts" in Online and Mobile Banking to activate cash back offers.

3. Shop online or in store.

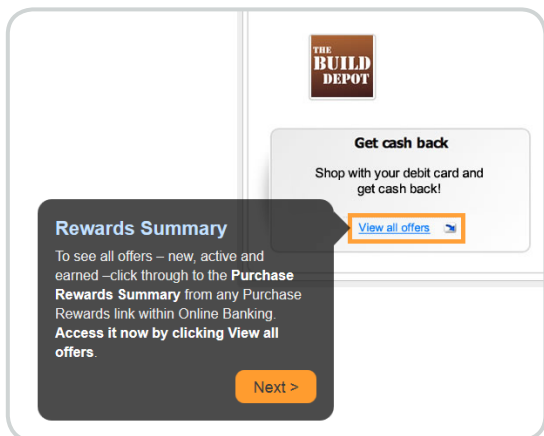
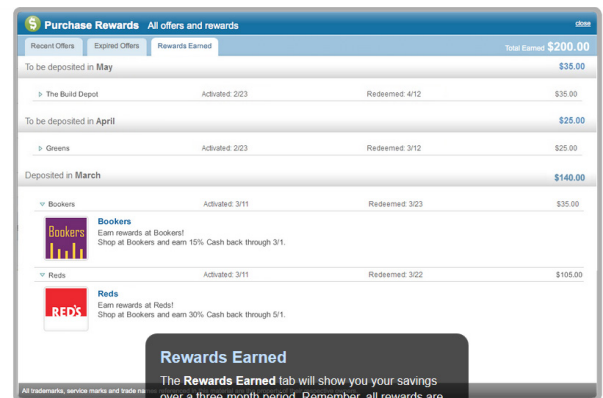
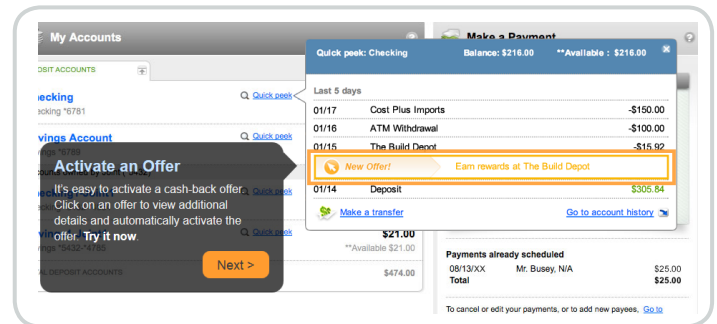

To redeem your offers, shop by paying with your MECU Visa® Debit Card.

4. Enjoy cash back!

Each month, thousands of MECU members are saving money where they already shop. A few of our members have received between \$100 and \$200 in a single month!

5. Check back often.

The more you spend, the more offers you see, the more you earn. Check back frequently for new offers!



Visit [MECU.com/PurchaseRewards](https://www.mecu.com/PurchaseRewards) to learn more.